

Scaled data based on original data using  
LM-79-08 Approved Method: Electrical and Photometric Measurements of Solid-  
State Lighting Products

Test Report Prepared for  
Cooper Lighting Solutions  
(formerly Eaton)

Brand: McGRAW-EDISON

Report Number: P199939

Luminaire Tested: **GWC-AF-01-LED-E1-RW-7030-600**

Issue Date: 3/3/2020

**Test Information**

Test Method: LM-79-08  
Report Number: P199939  
TEST IS SCALED FROM IESNA LM-79-08 TEST DATA (P24166)  
Test Lab: INNOVATION CENTER P2  
Issue Date: 3/3/2020  
Manufacturer: COOPER LIGHTING SOLUTIONS (FORMERLY EATON)  
Product Line: MCGRAW-EDISON  
Catalog Number: GWC-AF-01-LED-E1-RW-7030-600  
Description: GALLEON WALL LUMINAIRE  
(1) 70 CRI, 3000K, 615mA LIGHTSQUARE WITH 16 LEDS EACH AND RECTANGULAR WIDE OPTICS  
Light Source: -  
Ballast/Driver: ELECTRONIC DRIVER

**Summary**

Lumens per Lamp: N/A  
Luminaire Lumens: 4140.9 lumens  
Efficiency: N/A  
Efficacy: 121.8 lumens/watt  
Luminous Opening: Rectangular (W 0.5' x L: 0.5' x H: 0')  
IES Classification: Type II - Medium - Full Cutoff  
BUG Rating: B2 - U0 - G2

Input Watts (W): 34  
Input Voltage (V): NR  
Input Current (Ain): NR  
Voltage Rise (V): NR  
Power Factor: NR  
Total Harmonic Distortion (THDi): NR  
Frequency (hertz): 60  
Stabilization Time: NR  
Operation Time: NR  
Ambient Temperature (°C): NR  
Test Distance: 25 FT

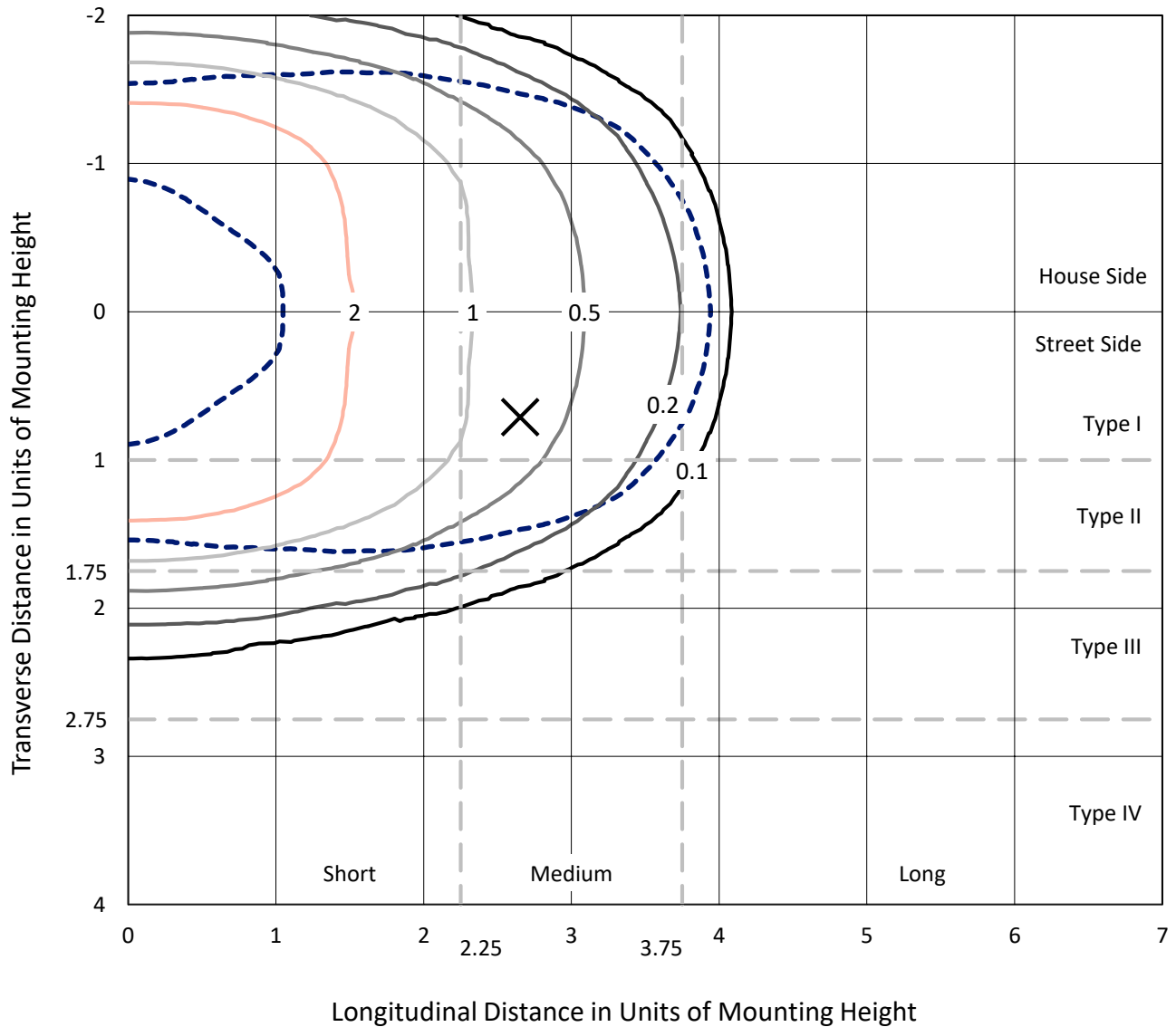


REPORT NUMBER: P199939

CATALOG NUMBER: GWC-AF-01-LED-E1-RW-7030-600

### Iso-Footcandle Lines of Horizontal Illumination

× Max cd  
 - - - 1/2 Max cd

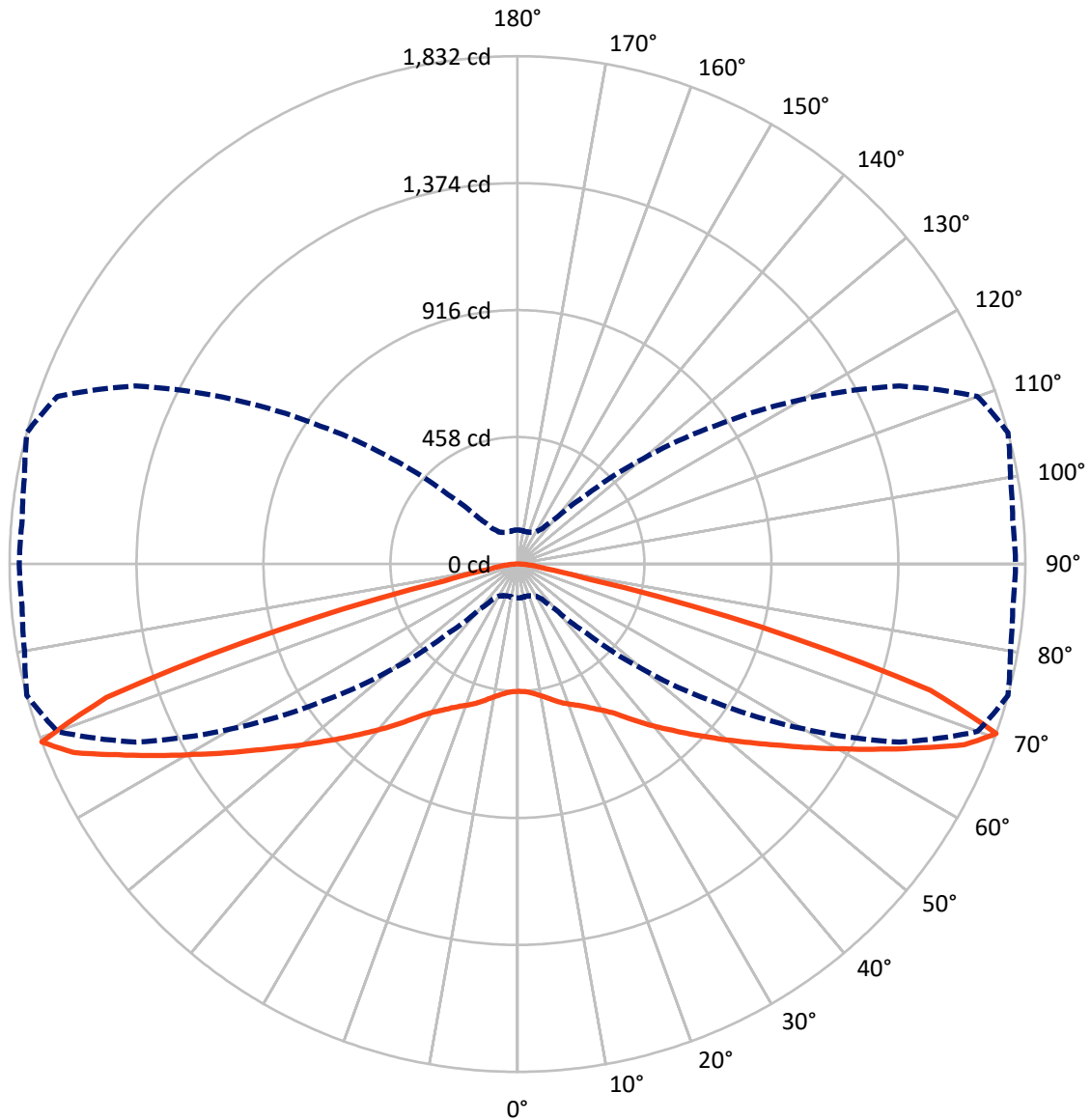


Based on 10 foot mounting height. Maximum calculated value = 4.6 fc  
 Type II - Medium - Full Cutoff

REPORT NUMBER: P199939

CATALOG NUMBER: GWC-AF-01-LED-E1-RW-7030-600

### Luminous Intensity Polar Plot



— Vertical Plane Through 75-Deg Lateral      - - - Horizontal Cone Through 70-Deg Vertical

REPORT NUMBER: P199939

CATALOG NUMBER: GWC-AF-01-LED-E1-RW-7030-600

**FLUX DISTRIBUTION:**

		Downward	Upward	Total
<b>House Side</b>	Lumens	2070.5	0.0	2070.5
	% Fixture	50.0	0.0	50.0
<b>Street Side</b>	Lumens	2070.5	0.0	2070.5
	% Fixture	50.0	0.0	50.0
<b>Total</b>	Lumens	4140.9	0.0	4140.9
	% Fixture	100.0	0.0	100.0

**Coefficient of Utilization**

**ZONAL LUMENS:**

Zone	Lumens	% Fixture
0°-10°	44.1	1.1
10°-20°	136.9	3.3
20°-30°	257.6	6.2
30°-40°	456.2	11.0
40°-50°	762.9	18.4
50°-60°	1063.1	25.7
60°-70°	985.9	23.8
70°-80°	392.9	9.5
80°-90°	41.3	1.0
90°-100°	0.0	0.0
100°-110°	0.0	0.0
110°-120°	0.0	0.0
120°-130°	0.0	0.0
130°-140°	0.0	0.0
140°-150°	0.0	0.0
150°-160°	0.0	0.0
160°-170°	0.0	0.0
170°-180°	0.0	0.0
0°-90°	4140.9	100.0
0°-180°	4140.9	100.0



REPORT NUMBER: P199939

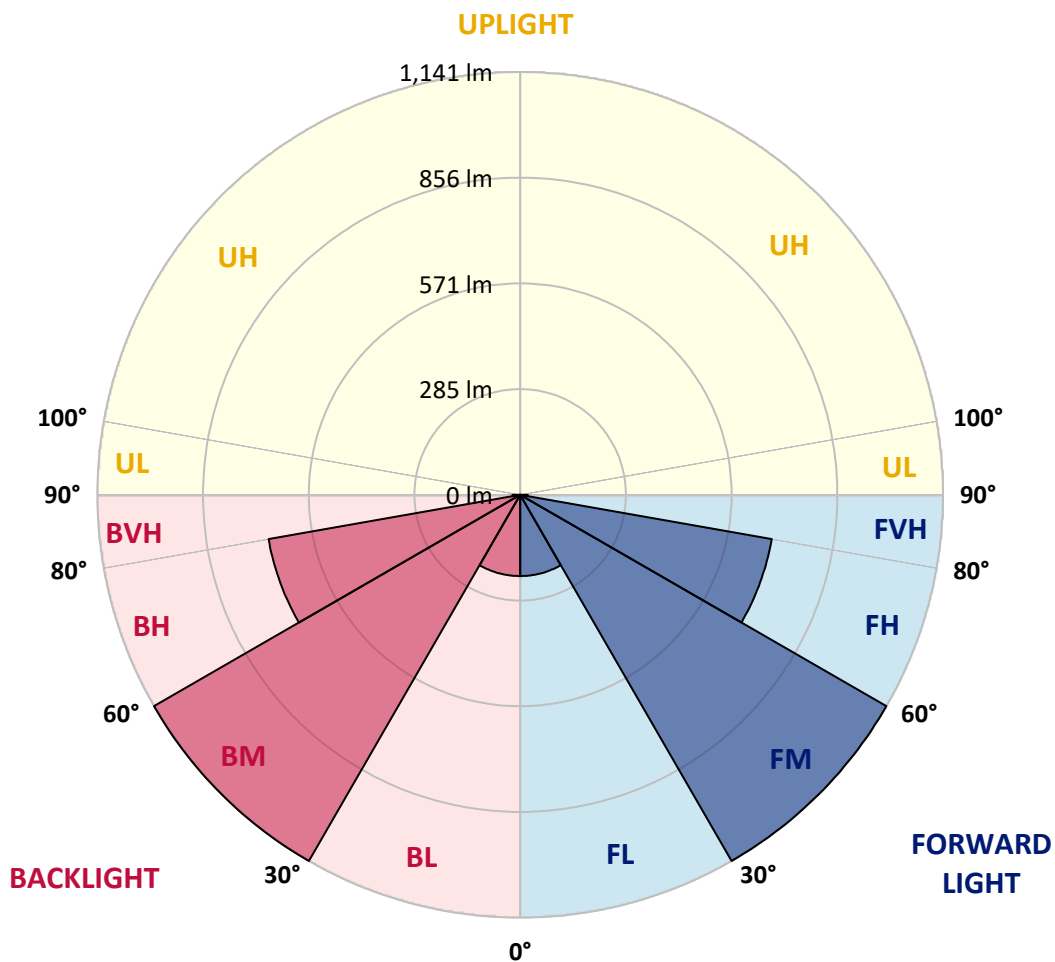
CATALOG NUMBER: GWC-AF-01-LED-E1-RW-7030-600

**LUMINAIRE CLASSIFICATION SYSTEM LUMEN TABLE AND BUG RATING:**

Zone		Lumens	% Fixture	Zone Rating/Lumen Limit		
				B	U	G
FL	(0°-30°)	219.3	5.3			
FM	(30°-60°)	1141.1	27.6			
FH	(60°-80°)	689.4	16.6			G1/1800
FVH	(80°-90°)	20.7	0.5			G1/100
BL	(0°-30°)	219.3	5.3	B1/500		
BM	(30°-60°)	1141.1	27.6	B2/2500		
BH	(60°-80°)	689.4	16.6	B2/1000		G2/1000
BVH	(80°-90°)	20.7	0.5			G1/100
UL	(90°-100°)	0.0	0.0		U0/0	
UH	(100°-180°)	0.0	0.0		U0/0	

**BUG Rating: B2-U0-G2**

Type II Medium





REPORT NUMBER: P199939

CATALOG NUMBER: GWC-AF-01-LED-E1-RW-7030-600

**CANDELA DISTRIBUTION (FULL):**

	0°	5°	10°	15°	20°	25°	30°	35°	40°	45°	50°
0°	459.3	459.3	459.3	459.3	459.3	459.3	459.3	459.3	459.3	459.3	459.3
2.5°	458.6	458.2	458.6	458.4	458.8	458.8	459.1	459.9	459.9	460.5	460.3
5°	454.1	453.9	454.4	455.1	455.6	456.8	457.9	459.8	461.1	462.0	463.0
7.5°	445.2	445.2	446.0	447.4	448.7	451.4	454.1	457.6	461.1	464.1	466.5
10°	438.0	438.3	439.3	441.7	444.0	448.0	451.7	456.8	461.6	466.5	470.5
12.5°	433.6	434.3	436.1	439.6	443.5	448.7	454.4	460.8	466.3	472.2	476.2
15°	435.1	435.4	438.0	442.3	447.4	454.1	461.6	469.3	475.8	482.1	487.3
17.5°	442.7	443.3	446.3	451.1	456.3	464.3	472.4	481.1	489.1	496.1	502.6
20°	456.3	456.9	460.7	466.0	472.2	480.3	488.5	497.4	506.5	513.9	521.1
22.5°	475.8	476.7	480.3	485.5	492.6	501.2	511.0	520.6	529.2	536.0	542.5
25°	501.2	503.3	506.6	512.5	520.0	527.8	538.4	548.2	556.3	562.9	567.6
27.5°	537.2	540.2	542.7	548.4	555.6	563.0	573.6	582.3	590.1	596.3	599.9
30°	585.0	588.0	590.4	595.9	602.6	609.6	619.6	627.2	632.2	637.0	636.9
32.5°	642.9	646.0	647.1	653.0	659.7	667.3	676.4	680.6	684.6	685.2	681.7
35°	707.7	709.2	713.1	721.0	728.9	735.1	743.7	745.8	745.8	742.9	735.1
37.5°	778.7	779.7	785.1	794.0	802.0	808.5	814.3	818.7	816.5	810.2	797.1
40°	856.6	858.3	866.2	874.1	883.1	889.2	895.4	896.2	894.0	884.8	867.0
42.5°	931.0	932.5	940.4	952.7	964.4	972.9	978.8	979.9	973.1	964.6	942.6
45°	995.1	999.0	1009.2	1023.8	1040.8	1052.7	1060.7	1064.0	1057.9	1047.0	1021.3
47.5°	1045.6	1049.8	1064.3	1081.4	1102.7	1122.0	1135.3	1142.3	1140.7	1132.6	1104.6
50°	1082.9	1086.8	1102.4	1123.5	1148.2	1172.3	1195.0	1211.8	1217.7	1214.0	1188.3
52.5°	1087.1	1093.5	1112.0	1140.3	1172.5	1205.3	1237.7	1266.2	1285.7	1288.5	1269.6
55°	1027.0	1033.5	1058.9	1101.0	1148.8	1202.4	1254.1	1302.3	1340.4	1360.0	1350.0
57.5°	885.3	896.9	923.8	973.1	1043.3	1123.5	1205.9	1291.5	1369.1	1421.0	1431.0
60°	678.5	692.2	719.3	771.7	849.9	945.6	1055.7	1182.0	1319.3	1435.8	1505.6
62.5°	435.3	448.2	476.6	522.1	585.9	689.7	807.7	957.7	1142.2	1326.3	1492.3
65°	223.7	230.7	245.7	273.2	323.0	400.4	506.3	656.0	866.8	1094.0	1333.9
67.5°	141.7	143.0	146.4	150.3	163.1	189.8	239.2	332.4	505.9	742.9	1023.8
70°	122.5	122.5	121.0	120.4	122.0	125.6	133.3	155.0	213.5	352.7	590.4
72.5°	112.1	111.0	108.2	106.1	105.7	105.7	107.3	110.6	119.9	143.6	231.1
75°	103.4	100.0	96.2	93.8	92.8	91.8	91.6	92.3	94.2	97.9	110.4
77.5°	92.6	88.3	83.9	81.4	80.2	78.8	77.7	76.4	75.4	76.5	82.1
80°	79.6	74.8	71.4	69.8	68.8	66.7	64.3	61.8	59.6	59.3	62.6
82.5°	64.3	58.6	58.7	59.3	57.2	54.4	51.7	49.1	45.5	43.4	45.5
85°	51.9	48.9	47.5	51.3	48.2	44.0	39.8	35.2	29.4	24.7	26.8
87.5°	20.1	20.1	30.1	46.4	41.7	34.1	29.2	24.8	15.6	11.9	12.1
90°	0.0	0.0	0.0	0.0	0.0	0.0	0.0	0.0	0.0	0.0	0.0



REPORT NUMBER: P199939

CATALOG NUMBER: GWC-AF-01-LED-E1-RW-7030-600

**CANDELA DISTRIBUTION (continued):**

	55°	60°	65°	70°	75°	80°	85°	90°
0°	459.3	459.3	459.3	459.3	459.3	459.3	459.3	459.3
2.5°	460.1	460.5	460.3	460.1	460.1	459.9	460.1	460.1
5°	463.6	464.6	464.6	465.0	465.0	465.2	465.5	465.2
7.5°	468.9	470.7	471.9	473.2	473.4	473.6	473.9	473.6
10°	474.1	477.7	480.3	482.8	484.0	484.3	484.8	484.8
12.5°	480.8	485.7	490.2	494.7	496.9	498.1	498.1	498.9
15°	491.7	496.7	501.9	508.0	511.8	513.7	514.3	514.3
17.5°	507.3	511.6	516.0	521.9	526.6	529.2	529.8	529.6
20°	525.3	529.4	532.0	535.7	539.7	542.7	543.4	543.4
22.5°	545.9	548.2	548.6	549.8	553.1	557.0	558.8	559.2
25°	568.4	569.1	567.6	567.6	569.7	573.4	575.1	575.4
27.5°	597.8	594.9	591.0	589.7	591.0	595.4	597.5	598.3
30°	634.5	627.4	618.4	613.5	612.7	618.4	622.3	622.9
32.5°	676.4	666.2	654.3	644.3	641.7	645.2	650.0	649.8
35°	726.0	713.9	699.5	686.7	680.9	684.4	691.1	691.8
37.5°	783.4	767.5	750.9	734.9	725.7	726.7	733.6	736.1
40°	847.5	826.9	805.9	784.4	771.3	768.7	777.4	778.7
42.5°	915.9	889.5	863.0	836.5	819.7	815.7	825.7	825.1
45°	988.9	955.3	924.4	895.0	875.0	869.1	877.4	877.4
47.5°	1067.4	1026.0	989.2	955.8	934.0	925.7	933.5	934.0
50°	1150.6	1106.6	1063.3	1026.3	1000.3	989.5	999.7	1001.3
52.5°	1233.3	1190.5	1146.9	1104.6	1073.0	1060.0	1071.8	1076.8
55°	1317.3	1275.3	1233.5	1192.2	1154.9	1139.3	1151.9	1158.3
57.5°	1405.9	1367.1	1327.3	1285.7	1249.6	1225.6	1238.8	1247.4
60°	1509.9	1476.6	1435.3	1389.3	1352.9	1328.5	1336.1	1343.8
62.5°	1592.1	1605.0	1569.9	1516.7	1470.0	1438.6	1446.0	1454.1
65°	1552.3	1684.9	1715.9	1662.2	1597.4	1548.6	1545.5	1549.7
67.5°	1297.6	1554.9	1742.5	1793.8	1739.6	1671.8	1659.4	1665.4
70°	867.9	1188.5	1519.7	1766.2	1831.8	1805.6	1793.3	1797.0
72.5°	416.9	692.2	1031.0	1358.7	1558.4	1650.1	1679.4	1693.6
75°	152.4	274.8	496.9	748.8	904.0	1046.4	1139.3	1177.4
77.5°	92.0	111.0	158.8	239.0	270.6	302.9	290.4	296.6
80°	68.1	76.9	87.1	97.9	101.4	101.4	97.5	94.3
82.5°	47.7	53.4	58.4	64.3	65.8	62.9	51.7	41.1
85°	30.7	33.4	35.4	39.2	38.1	36.4	24.5	21.8
87.5°	14.1	16.1	16.8	18.6	17.8	17.1	12.1	10.2
90°	0.0	0.0	0.0	0.0	0.0	0.0	0.0	0.0

(END OF REPORT)